

OPTION 1: Reading, editing and writing practice
tch (as ch) Dictation Passage: Stretching, Clutching and Snatching

Select from the range of activities below. Select the activities that specifically match the needs of the students.

Name _____ Date _____

Task 1: Reading Practice


Repeated reading of short passages has been shown to improve rates of reading, reading accuracy and fluency. This passage was read:

Optional: Time each reading.

<input type="checkbox"/> Once	<input type="checkbox"/> Twice	<input type="checkbox"/> Three Times	<input type="checkbox"/> Four Times
Reading 1 <input type="text"/> seconds	Reading 2 <input type="text"/> seconds	Reading 3 <input type="text"/> seconds	Reading 4 <input type="text"/> seconds

Stretching, Clutching and Snatching

Located in a kitchen was a wooden chest. Upon catching sight of the chest, Nicholas attempted to open the latch.



He clutched the latch and struggled to release it. Nicholas forced the latch open to reveal a batch of hatched birds. The animals instantly took flight. A frantic Nicholas sprinted around the kitchen in an attempt to catch the freed birds. Despite his efforts, poor Nicholas was unable to stretch and clutch any of the freed feathered animals.

Task 2: Reading Comprehension

- (a) Illustrate as many aspects of the passage as possible.
- (b) Label the **tch** (as ch) words.

Task 3: Copy the passage

Maintain optimal pencil grip, writing posture and letter formation. Write with speed, but remember writing must be legible and the passage must be accurately rewritten.



Correct posture?

- Yes No
 Sometimes



Correct grip?

- Yes No
 Sometimes



Correct writing?


- Yes No
 Sometimes

Task 4: Identify the errors and correct

Locate and correct up to 15 spelling, punctuation and grammatical errors.

Stretching, Clutching and Snatching

Located in a kitchen was a wooden chest. Upon catching sight of the chest, Nicholas attempted to open the latch. He cluched the latch and struggled to releese it. Nicholas force the latch open to reveel a batch of hatched birds. The animls instant took flight. A fantic Nicholas sprinted around the kitchen in an attempt to catch the freed birds. Despit his efforts, poor Nicholas was unable to strech and clutch eny of the freed feathered animals.



How many errors did you locate and correct?

Task 5: Dictation

Listen carefully to the passage being dictated and rewrite it. Apply the spelling, sentence content and punctuation that you have been exposed to in the activities above.

Area of Focus or Goal:

Select the appropriate rubric (on pages 6 and 7) and paste into this space or write in own goal below.

Marked by:

- The student
 A peer
 Teacher
 Assistant

Goal: Today I aim to _____

- Yes I achieved this Sometimes I achieved this No I didn't

OPTION 1: Reading, editing and writing practice
le Dictation Passage: Rumble in the Jungle

Select from the range of activities below. Select the activities that specifically match the needs of the students.

Name _____ Date _____

Task 1: Reading Practice	Repeated reading of short passages has been shown to improve rates of reading, reading accuracy and fluency. This passage was read:			
	<input type="checkbox"/> Once	<input type="checkbox"/> Twice	<input type="checkbox"/> Three Times	<input type="checkbox"/> Four Times
Optional: Time each reading.	Reading 1 <input type="text"/> seconds	Reading 2 <input type="text"/> seconds	Reading 3 <input type="text"/> seconds	Reading 4 <input type="text"/> seconds

Rumble in the Jungle

Deep in an African jungle a rifle was fired. Only a single rifle shot sounded. It seemed that, once again, the smugglers were in the middle of a hunt to collect jungle animals for their illegal trade. As such, the animals huddled together and trembled with fear. Not one single animal wanted to topple to the ground as a result of a smuggler's rifle shot. I can only hope that the animals did battle and frazzle the smugglers acting illegally in the jungle. Hopefully, the terrified, trembling animals were able to hide as a huddle inside the thick jungle growth.



Task 2: Reading Comprehension (a) Illustrate as many aspects of the passage as possible.
(b) Label the **le** words.

Task 3: Copy the passage

Maintain optimal pencil grip, writing posture and letter formation. Write with speed, but remember writing must be legible and the passage must be accurately rewritten.



Correct posture?

- Yes No
 Sometimes



Correct grip?

- Yes No
 Sometimes



Correct writing?

- Yes No
 Sometimes

Task 4: Identify the errors and correct

Locate and correct up to 15 spelling, punctuation and grammatical errors.

Rumble in the Jungle

Deep in an african jungle a rifle was fired. Only a single rifle shot sound. It seamed that, once agen, the smuglers were in the middle of a hunt to collect jungle animals for their ilegal trade. As such, the animalls huddled togever and trembled with fear. Not one single animal wonted to topple to the groud as a result of a smugglers rifle shot. I can only hope that the animals did battle and frazle the smugglers acting illegally in the jungle. Hopefully, the terrfied, trembling animals were able to hide as a huddle inside the thick jungle grow.



How many errors did you locate and correct?

Task 5: Dictation

Listen carefully to the passage being dictated and rewrite it. Apply the spelling, sentence content and punctuation that you have been exposed to in the activities above.

Area of Focus or Goal:

Select the appropriate rubric (on pages 6 and 7) and paste into this space or write in own goal below.

Marked by:

- The student
 A peer
 Teacher
 Assistant

Goal: Today I aim to _____

- Yes I achieved this Sometimes I achieved this No I didn't

OPTION 1: Reading, editing and writing practice
ea (as e) Dictation Passage: My Healthy Breakfast


Select from the range of activities below. Select the activities that specifically match the needs of the students.

Name _____ Date _____

Task 1: Reading Practice	Repeated reading of short passages has been shown to improve rates of reading, reading accuracy and fluency. This passage was read:			
	<input type="checkbox"/> Once	<input type="checkbox"/> Twice	<input type="checkbox"/> Three Times	<input type="checkbox"/> Four Times
Optional: Time each reading.	Reading 1 <input type="text"/> seconds	Reading 2 <input type="text"/> seconds	Reading 3 <input type="text"/> seconds	Reading 4 <input type="text"/> seconds

My Healthy Breakfast

For breakfast, I had prepared toasted bread with a range of spreads. Even though this breakfast looked relatively pleasant, I decided on bacon and scrambled eggs instead. I was almost ready to commence my bacon and scrambled egg feast when I changed my mind once again! Instead, I decided it would be better for my health if I dined on a meal of dried fruit and bread minus the fattening spreads. Even though my breakfast was going to be half as pleasant, this feast meant that I was being attentive to my health instead of my tastebuds.



Task 2: Reading Comprehension

- (a) Illustrate as many aspects of the passage as possible.
- (b) Label the **ea** (as e) words.

Task 3: Copy the passage

Maintain optimal pencil grip, writing posture and letter formation. Write with speed, but remember writing must be legible and the passage must be accurately rewritten.



Correct posture?

- Yes No
 Sometimes



Correct grip?

- Yes No
 Sometimes



Correct writing?


- Yes No
 Sometimes

Task 4: Identify the errors and correct

Locate and correct up to 15 spelling, punctuation and grammatical errors.

My Healthy Breakfast

For breakfast, I had prepared toasted bread with a range of spreads. Even though this breakfast looked relatively pleasant, I decided on bacon and scrambled eggs instead. I was almost ready to commence my bacon and scrambled egg feast when I changed my mind once again! Instead, I decided it would be better for my health if I dined on a meal of dried fruit and bread minus the fattening spreads. Even though my breakfast was going to be half as pleasant, this feast meant that I was being attentive to my health instead of my tastebuds.



How many errors did you locate and correct?

Task 5: Dictation

Listen carefully to the passage being dictated and rewrite. Apply the spelling, sentence content and punctuation that you have been exposed to in the activities above.

Area of Focus or Goal:

Select the appropriate rubric (on pages 6 and 7) and paste into this space or write in own goal below.

Marked by:

- The student
 A peer
 Teacher
 Assistant

Goal: Today I aim to _____

- Yes I achieved this Sometimes I achieved this No I didn't

OPTION 1: Reading, editing and writing practice
y (as i) Dictation Passage: Ancient Egypt's Mysteries


Select from the range of activities below. Select the activities that specifically match the needs of the students.

Name _____ Date _____

Task 1: Reading Practice	Repeated reading of short passages has been shown to improve rates of reading, reading accuracy and fluency. This passage was read:			
	<input type="checkbox"/> Once	<input type="checkbox"/> Twice	<input type="checkbox"/> Three Times	<input type="checkbox"/> Four Times
Optional: Time each reading.	Reading 1 <input type="text"/> seconds	Reading 2 <input type="text"/> seconds	Reading 3 <input type="text"/> seconds	Reading 4 <input type="text"/> seconds

Ancient Egypt's Mysteries

Numerous mysteries surround Egypt. It is a mystery how, in ancient times, the mighty pyramids were created without our current knowledge of physics and mathematics. It is a mystery how the Egyptians managed to do the calculations for the construction of the pyramids without the assistance of computers or calculators. Mystery also surrounds the numerous Egyptian symbols which typically decorate the interior of the pyramids. Each symbol translates to a word or a syllable, but many symbols still cannot be deciphered. Such mystery still surrounds ancient Egypt's mysteries.



Task 2: Reading Comprehension

- (a) Illustrate as many aspects of the passage as possible.
- (b) Label the **y** (as i) words.

Task 3: Copy the passage

Maintain optimal pencil grip, writing posture and letter formation. Write with speed, but remember writing must be legible and the passage must be accurately rewritten.



Correct posture?

- Yes No
 Sometimes



Correct grip?

- Yes No
 Sometimes



Correct writing?


- Yes No
 Sometimes

Task 4: Identify the errors and correct

Locate and correct up to 15 spelling, punctuation and grammatical errors.

Ancient Egypt's Mysteries

Numerous mystery surround egypt. It is a mystery how, in ancient times, the mighty piramids were created without our current knowledge of phisics and mathematics. It is a mistery how the egyptians managed to do the calculations for the construction of the pyramids without the assistance of computers or calculaters. Mystery also rounds the numerous Egyptian simbols witch typically decorate the interior of the pyramids. Each symbol translate to a word or a sillable, but many symbols still cannot be deciphered. Such mystery still surrounds ansient Egypt's mysterys.



How many errors did you locate and correct?

Task 5: Dictation

Listen carefully to the passage being dictated and rewrite it. Apply the spelling, sentence content and punctuation that you have been exposed to in the activities above.

Area of Focus or Goal:

Select the appropriate rubric (on pages 6 and 7) and paste into this space or write in own goal below.

Marked by:

- The student
 A peer
 Teacher
 Assistant

Goal: Today I aim to _____

- Yes I achieved this Sometimes I achieved this No I didn't

OPTION 1: Reading, editing and writing practice
au (as ar) Dictation Passage: Laughter

Select from the range of activities below. Select the activities that specifically match the needs of the students.

Name _____ Date _____

Task 1: Reading Practice	Repeated reading of short passages has been shown to improve rates of reading, reading accuracy and fluency. This passage was read:			
	<input type="checkbox"/> Once	<input type="checkbox"/> Twice	<input type="checkbox"/> Three Times	<input type="checkbox"/> Four Times
Optional: Time each reading.	Reading 1 <input type="text"/> seconds	Reading 2 <input type="text"/> seconds	Reading 3 <input type="text"/> seconds	Reading 4 <input type="text"/> seconds

Laughter



What causes you to laugh?

Tickles definitely trigger a laugh.

Particular jokes cause me to laugh.

Observing practical jokes most definitely sends me into uncontrolled laughter. Celebrations also are filled with laughter. Birthdays, Christmas, Easter, parties and sleepovers all provide loads of laughter. The best times in my life seem to be filled with laughter. What causes you to laugh?

Task 2: Reading Comprehension

- (a) Illustrate as many aspects of the passage as possible.
- (b) Label the **au** (as ar) words.

Task 3: Copy the passage

Maintain optimal pencil grip, writing posture and letter formation. Write with speed, but remember writing must be legible and the passage must be accurately rewritten.



Correct posture?

- Yes No
 Sometimes



Correct grip?

- Yes No
 Sometimes



Correct writing?

- Yes No
 Sometimes

Task 4: Identify the errors and correct

Locate and correct up to 15 spelling, punctuation and grammatical errors.

Laughter

What causes you to larfff? Tickles definitely trigger a larfff. Particular jokes corse me to larfff. Observing practical jokes most definly sends me into uncontrol larfter. Celebrations also are filled with lauhgter. Birthdays, christmas, easter, parties and sleepovers all provide loads of later. The best times in my life seam to be filled with lahgter. What causes you to laugh?



How many errors did you locate and correct?

Task 5: Dictation

Listen carefully to the passage being dictated and rewrite it. Apply the spelling, sentence content and punctuation that you have been exposed to in the activities above.

Area of Focus or Goal:

Select the appropriate rubric (on pages 6 and 7) and paste into this space or write in own goal below.

Marked by:

- The student
 A peer
 Teacher
 Assistant

Goal: Today I aim to _____

- Yes I achieved this Sometimes I achieved this No I didn't

OPTION 1: Reading, editing and writing practice
ture (tu as ch) Dictation Passage 1: My Future Adventure


Select from the range of activities below. Select the activities that specifically match the needs of the students.

Name _____ Date _____

Task 1: Reading Practice	Repeated reading of short passages has been shown to improve rates of reading, reading accuracy and fluency. This passage was read:			
	<input type="checkbox"/> Once	<input type="checkbox"/> Twice	<input type="checkbox"/> Three Times	<input type="checkbox"/> Four Times
Optional: Time each reading.	Reading 1 <input type="text"/> seconds	Reading 2 <input type="text"/> seconds	Reading 3 <input type="text"/> seconds	Reading 4 <input type="text"/> seconds

My Future Adventure

At some stage in the future I will embark on an adventure. At this stage I am still planning my venture. I have collected a range of adventure pictures and I have collated a mixture of ideas. I am considering a cycling tour of Vietnam, a trekking tour in Tibet or an elephant ride in the desert of northern India. Once I have decided on my adventure, I will need to structure an itinerary. I will also need to purchase a camera to capture photographic memories of my adventure. I wonder where my future adventure will be?



Task 2: Reading Comprehension

- (a) Illustrate as many aspects of the passage as possible.
- (b) Label the **ture** words.

Task 3: Copy the passage

Maintain optimal pencil grip, writing posture and letter formation. Write with speed, but remember writing must be legible and the passage must be accurately rewritten.



Correct posture?

- Yes No
 Sometimes



Correct grip?

- Yes No
 Sometimes



Correct writing?

- Yes No
 Sometimes

Task 4: Identify the errors and correct

Locate and correct up to 15 spelling, punctuation and grammatical errors.

My Future Adventure

At some stage in the fuchure I will embark on an advenchure. At this stage I am still planning my vencher. I have collected a range of advencher pictures and I have collated a mixtre of ideas. I am considering a cycling tour of vietnam a trekking tour in tibet or an elephant ride in the desert of northern India. Once I have decided on my adventure, I will need to strucsure an itinary. I will also need to purchase a camra to capture photographic memorys of my adventure. I wunder were my future adventure will be?



How many errors did you locate and correct?

Task 5: Dictation

Listen carefully to the passage being dictated and rewrite. Apply the spelling, sentence content and punctuation that you have been exposed to in the activities above.

Area of Focus or Goal:

Select the appropriate rubric (on pages 6 and 7) and paste into this space or write in own goal below.

Marked by:

- The student
 A peer
 Teacher
 Assistant

Goal: Today I aim to _____

- Yes I achieved this Sometimes I achieved this No I didn't

OPTION 1: Reading, editing and writing practice
tion and sion (ti and si as sh) Dictation Passage: The Vision of a Mansion

Select from the range of activities below. Select the activities that specifically match the needs of the students.

Name _____ Date _____

Task 1: Reading Practice

Repeated reading of short passages has been shown to improve rates of reading, reading accuracy and fluency. This passage was read:

Optional: Time each reading.

Once

Twice

Three Times

Four Times

Reading 1 seconds

Reading 2 seconds

Reading 3 seconds

Reading 4 seconds

The Vision of a Mansion

A mansion positioned on top of a hill caught my attention. As I wandered in the direction of the mansion, I realised that the mansion



was so grand that it would even have a reception area inside its entry. As I began an inspection of the mansion, I realised it was completely vacant. It seemed that all of the possessions that were once inside the mansion had been removed only recently. I felt some confusion as to whether I was permitted to enter. As it was vacant, I decided that an inspection would be safe. I had no intention of doing any damage, but only to briefly view each section of the mansion.

Task 2: Reading Comprehension

- (a) Illustrate as many aspects of the passage as possible.
- (b) Label the **tion** and **sion** words.

Task 3: Copy the passage

Maintain optimal pencil grip, writing posture and letter formation. Write with speed, but remember writing must be legible and the passage must be accurately rewritten.



Correct posture?

- Yes No
 Sometimes



Correct grip?

- Yes No
 Sometimes



Correct writing?

- Yes No
 Sometimes

Task 4: Identify the errors and correct

Locate and correct up to 15 spelling, punctuation and grammatical errors.

The Vision of a Mansion

A mation positioned on top of a hill cort my attention. As I wondered in the direction of the mation, I reelised that the mansion was so grand that it would even have a reseption area inside its entry. As I began an inspect of the mansion, I realised it was completely vaycant. It seemed that all of the possess that were once inside the mansion had been removed only recently. I felt some confused as to weather I was permitted to enter. As it was vacant, I decided that an inspection would be safe. I had no intension of doing any damije, but only to breifly veiw each section of the mansion.



How many errors did you locate and correct?

Task 5: Dictation

Listen carefully to the passage being dictated and rewrite. Apply the spelling, sentence content and punctuation that you have been exposed to in the activities above.

Area of Focus or Goal:

Select the appropriate rubric (on pages 6 and 7) and paste into this space or write in own goal below.

Marked by:

- The student
 A peer
 Teacher
 Assistant

Goal: Today I aim to _____

- Yes I achieved this Sometimes I achieved this No I didn't

OPTION 1: Reading, editing and writing practice
un- Dictation Passage: Unusual House or Unpopular Apartments?


Select from the range of activities below. Select the activities that specifically match the needs of the students.

Name _____ Date _____

Task 1: Reading Practice	Repeated reading of short passages has been shown to improve rates of reading, reading accuracy and fluency. This passage was read:			
	<input type="checkbox"/> Once	<input type="checkbox"/> Twice	<input type="checkbox"/> Three Times	<input type="checkbox"/> Four Times
Optional: Time each reading.	Reading 1 <input type="text"/> seconds	Reading 2 <input type="text"/> seconds	Reading 3 <input type="text"/> seconds	Reading 4 <input type="text"/> seconds

Unusual House or Unpopular Apartments?

Unfortunately, the unusual design of the house rendered it unsuitable in the eyes of the neighbours. Although the owner was an unselfish and gentle man, his unusual tastes made him unpopular.



So the neighbours declared his house unpleasant and unsuitable, however they were uncertain how they could rid the street of the undesirable building. It was not enough that the house to be unoccupied, they wanted it demolished. Eventually, the consensus was to have the foundations declared unstable, requiring the house to be condemned. All their planning was unnecessary however, as the unselfish man sold the property to his neighbour who immediately demolished the unusual home and built an unpopular apartment complex instead.

Task 2: Reading Comprehension

- (a) Illustrate as many aspects of the passage as possible.
- (b) Label the **un-** words.

Task 3: Copy the passage

Maintain optimal pencil grip, writing posture and letter formation. Write with speed, but remember writing must be legible and the passage must be accurately rewritten.



Correct posture?

- Yes No
 Sometimes



Correct grip?

- Yes No
 Sometimes



Correct writing?


- Yes No
 Sometimes

Task 4: Identify the errors and correct

Locate and correct up to 15 spelling, punctuation and grammatical errors.

Unusual House or Unpopular Apartments?

Unfortunately, the unusual design of the house render it unsuitable in the eyes of the neighbours. although the own was an unselfish and gentle man, his unusual tastes made him unpopular So the neighbors declared his house unpleasant and unsuitable, however they were uncertain how they could ride the street of the undesirable building. It was not enough that the house be unocupied, they wanted it demolish. Eventually, the consensus was to have the foundations declared unstable, requiring the House to be condemned. All there planing was unnecessary however, as the unselfish man sold the property to his neighbour who immediately demolished the unusual home and built an umpopular apartment complex insted.



How many errors did you locate and correct?

Task 5: Dictation

Listen carefully to the passage being dictated and rewrite. Apply the spelling, sentence content and punctuation that you have been exposed to in the activities above.

Area of Focus or Goal:

Select the appropriate rubric (on pages 6 and 7) and paste into this space or write in own goal below.

Marked by:

- The student
 A peer
 Teacher
 Assistant

Goal: Today I aim to _____

- Yes I achieved this Sometimes I achieved this No I didn't

OPTION 1: Reading, editing and writing practice
al (as schwa +l) Dictation Passage: Greatest Natural Disaster


Select from the range of activities below. Select the activities that specifically match the needs of the students.

Name _____ Date _____

Task 1: Reading Practice	Repeated reading of short passages has been shown to improve rates of reading, reading accuracy and fluency. This passage was read:			
	<input type="checkbox"/> Once	<input type="checkbox"/> Twice	<input type="checkbox"/> Three Times	<input type="checkbox"/> Four Times
Optional: Time each reading.	Reading 1 <input type="text"/> seconds	Reading 2 <input type="text"/> seconds	Reading 3 <input type="text"/> seconds	Reading 4 <input type="text"/> seconds

Greatest Natural Disaster

Following an electrical storm, a terrible bushfire swept through the rural community. It was the greatest natural disaster ever to hit the community. The local residents gathered at the general store as their homes came under threat. Patients were evacuated from the hospital when the fire began to spiral down the hill. When the animals came bounding from the bush, the locals knew they were in serious trouble. The rural fire fighters worked hard and although several homes were lost, most were saved. The technical college and the hospital however were a total loss.



Task 2: Reading Comprehension

- (a) Illustrate as many aspects of the passage as possible.
- (b) Label the **al** (as schwa +l) words.

Task 3: Copy the passage

Maintain optimal pencil grip, writing posture and letter formation. Write with speed, but remember writing must be legible and the passage must be accurately rewritten.



Correct posture?

- Yes No
 Sometimes



Correct grip?

- Yes No
 Sometimes



Correct writing?


- Yes No
 Sometimes

Task 4: Identify the errors and correct

Locate and correct up to 15 spelling, punctuation and grammatical errors.

Greatest Natural Disaster

Following an electric storm, a terrible bushfire swept through the rural community. It was the greatest natural disaster ever to hit the community.



The local residents gathered at the general store as their homes came under threat. Patients were evacuated from the hospital when the fire began to spiral down the hill. When the animals came bounding from the bush, the locals knew they were in serious trouble. The rural fire fighter worked hard and although several homes were lost, most were saved. The technical college and the hospital however were a total loss.

How many errors did you locate and correct?

Task 5: Dictation

Listen carefully to the passage being dictated and rewrite. Apply the spelling, sentence content and punctuation that you have been exposed to in the activities above.

Area of Focus or Goal:

Select the appropriate rubric (on pages 6 and 7) and paste into this space or write in own goal below.

Marked by:

- The student
 A peer
 Teacher
 Assistant

Goal: Today I aim to _____

- Yes I achieved this Sometimes I achieved this No I didn't