
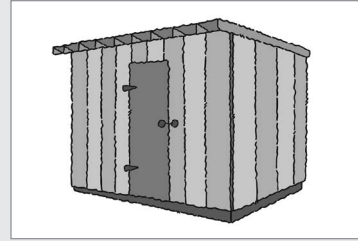

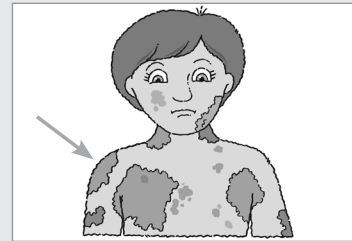


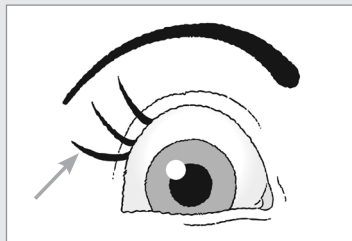
Sound Out and Spell Single Words with Pictorial Support






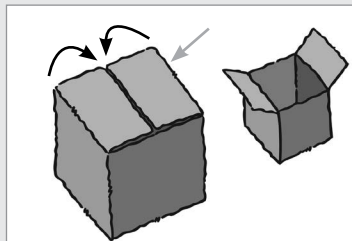


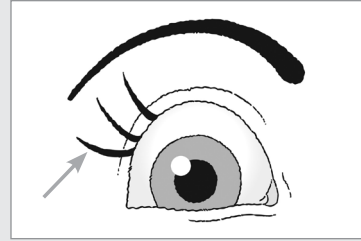
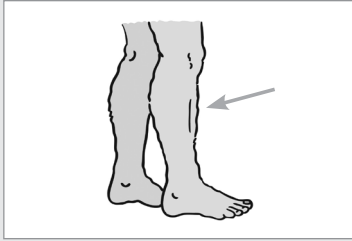





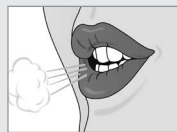
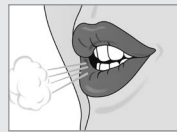
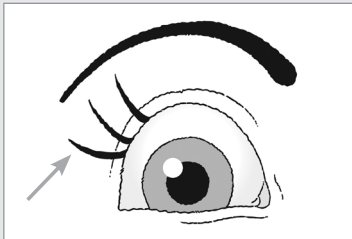





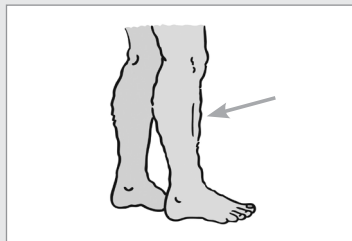
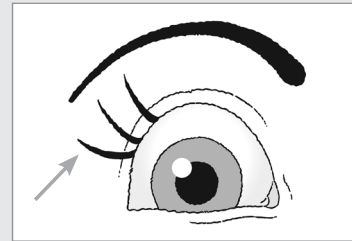

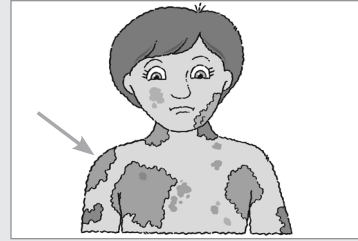
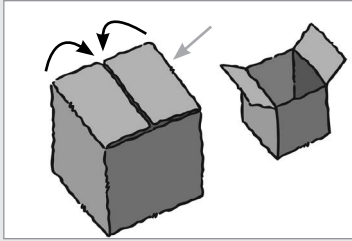
Sound Out and Spell Single Words with Pictorial Support



Sound Out and Spell Single Words with Pictorial Support



Sound Out and Spell Single Words with Pictorial Support



Rush

to

the

fish

shop.

.....
.....
.....
.....



Rush

so

it

is

not

shut.

.....
.....
.....
.....



Dash

to

the

shop.

.....
.....
.....
.....




Instructions: 'sh' Mini Story/ Sentence Reading and Writing - Sheet 1: ① Students read the sentence. ② Students draw a picture to illustrate the sentence. ③ Students cover the sentence with a strip of coloured card, hold the sentence in their memory and then sound out and spell/write the sentence in the space provided.

Smash

crash,

bash.

.....
.....




A ship

had a

crash.

.....
.....




The

ship

hit a

reef.

.....
.....




Instructions: 'sh' Mini Story/ Sentence Reading and Writing - Sheet 2: ① Students read the sentence. ② Students draw a picture to illustrate the sentence. ③ Students cover the sentence with a strip of coloured card, hold the sentence in their memory and then sound out and spell/write the sentence in the space provided.

Trish

has

six

fish.




She

has

a

fish

tank.



She


has

fish

in

a

tank.



Instructions: 'sh' Mini Story/ Sentence Reading and Writing - Sheet 3: ① Students read the sentence. ② Students draw a picture to illustrate the sentence. ③ Students cover the sentence with a strip of coloured card, hold the sentence in their memory and then sound out and spell/write the sentence in the space provided.

A

fish

on

a

dish.



A

fish

in

a

shed.



A

fish

on

a

ship.



Instructions: 'sh' Mini Story/ Sentence Reading and Writing - Sheet 4: ① Students read the sentence. ② Students draw a picture to illustrate the sentence. ③ Students cover the sentence with a strip of coloured card, hold the sentence in their memory and then sound out and spell/write the sentence in the space provided.

Rush

to

the

shop.

.....
.....
.....



Then

rush

to

a

shed.

.....
.....
.....



Then

rush

to

a

shop.

.....
.....
.....



Instructions: 'sh' Mini Story/ Sentence Reading and Writing - Sheet 5: ① Students read the sentence. ② Students draw a picture to illustrate the sentence. ③ Students cover the sentence with a strip of coloured card, hold the sentence in their memory and then sound out and spell/write the sentence in the space provided.

A

ship

in

a

shed.




It

is

a

fishing


ship.



Shut

the

shed.



Instructions: 'sh' Mini Story/ Sentence Reading and Writing - Sheet 6: ① Students read the sentence. ② Students draw a picture to illustrate the sentence. ③ Students cover the sentence with a strip of coloured card, hold the sentence in their memory and then sound out and spell/write the sentence in the space provided.


A man had a rash.

.....
.....




Then a dog got the rash.

.....
.....



Then a sheep got the rash.

.....
.....



Instructions: 'sh' Mini Story/ Sentence Reading and Writing - Sheet 7: ① Students read the sentence. ② Students draw a picture to illustrate the sentence. ③ Students cover the sentence with a strip of coloured card, hold the sentence in their memory and then sound out and spell/write the sentence in the space provided.

I

went

fishing.



I

had

my

fishing

rod.



I

had

my

fishing

hooks.




Instructions: 'sh' Mini Story/ Sentence Reading and Writing - Sheet 8: ① Students read the sentence. ② Students draw a picture to illustrate the sentence. ③ Students cover the sentence with a strip of coloured card, hold the sentence in their memory and then sound out and spell/write the sentence in the space provided.


We rushed into a shop.



We had lots of cash.



Then we dashed.



Instructions: 'sh' Mini Story/ Sentence Reading and Writing - Sheet 9: ① Students read the sentence. ② Students draw a picture to illustrate the sentence. ③ Students cover the sentence with a strip of coloured card, hold the sentence in their memory and then sound out and spell/write the sentence in the space provided.