

Three Step

5 Year Old

Activity Retells



When?



Made?
Did?



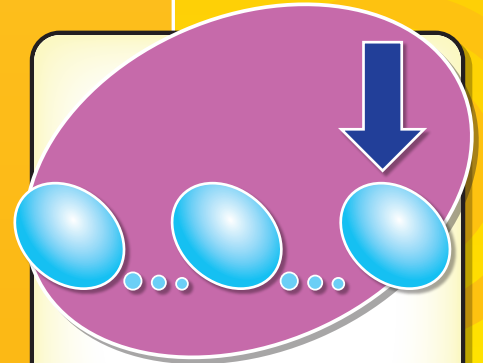
Used?

1st

First...

2nd

Or Next...



Last

Cooking Activities: 1. Iced Biscuits

Collect: Plain sweet biscuits such as milk arrowroot
Icing sugar
Colouring (optional)
Knife
Plate

Level of Language to be Modelled by the Supporting Adult

Reminder: For 3 year olds, the focus is on repeated adult modelling and not on children retelling the activity.

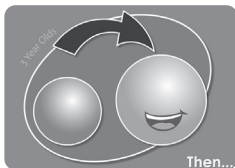
Reminder: For 4 and 5 year olds, the focus is on repeated adult modelling in addition to children retelling the activity.

3 Year Old

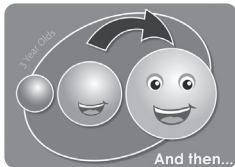
- I got a biscuit



- I put icing on it



- I ate* it



Refer to page 17: Activity retelling can be presented in present tense, in past tense or in present tense while explaining the task then in past tense after completion of the task.


*Irregular verb errors on 'ate' are still evident at this age. Model the use of 'ate' but don't be concerned if the child does not use the correct irregular verb yet.

4 Year Old

- Today




- I made iced biscuits



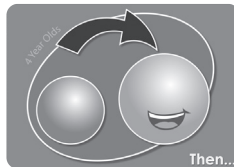
- I used biscuits, icing, and a knife



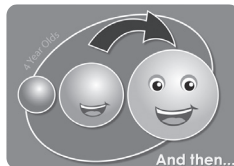
- I got a biscuit and some icing



- Then I put icing on the biscuit



- And then I ate* it



5 Year Old

- Today at snack time



- I made iced biscuits



- I used biscuits, icing, and a knife



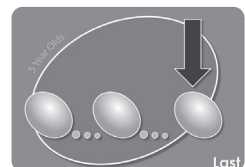
- First I got a biscuit, some yellow icing and a knife



- Second I spread icing on the biscuit



- Last I ate* it



Cooking Activities: 5. Pikelets

Collect: Self Raising Flour

Eggs

Milk

Salt

Butter for greasing fry pan

Large mixing bowl

Fry pan

Gas burner OR hot plate

Pikelet Recipe

• 1 cup self raising flour

• 1 egg

• $\frac{1}{4}$ teaspoon of salt

• $\frac{3}{4}$ cup milk

Beat egg and sugar together with a whisk or fork until thick, then add to sifted flour and salt, along with the milk.

Mix until well combined. Place tablespoons of batter onto a hot greased fry pan.

Turn pikelets when bubbles start to burst on the top surface. Cook the second side until golden brown.

Level of Language to be Modelled by the Supporting Adult

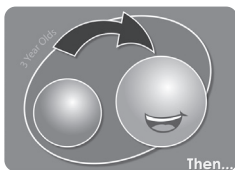
Reminder: For 3 year olds, the focus is on repeated adult modelling and not on children retelling the activity.

3 Year Old

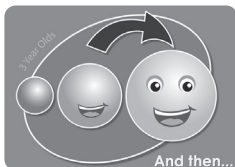
- I put flour, eggs and milk in the bowl



- I mixed it all up



- Miss Jones cooked it in the pan



Refer to page 17: Activity retelling can be presented in present tense, in past tense or in present tense while explaining the task then in past tense after completion of the task.

Reminder: For 4 and 5 year olds, the focus is on repeated adult modelling in addition to children retelling the activity.

4 Year Old

- Today



- We made pikelets



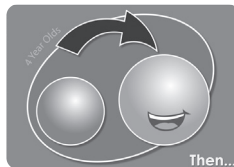
- We used flour, eggs and milk



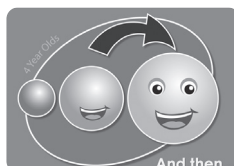
- We put the flour, eggs and milk in a big bowl



- Then we took turns to mix it



- And then Miss Jones cooked the pikelets



5 Year Old

- Today at snack time



- We made pikelets



- We used flour, eggs and milk



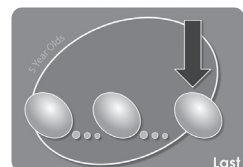
- First we mixed flour, eggs and milk in a big bowl



- Second I dropped some mixture into the pan



- Last Miss Jones took the pikelets out of the pan



Cooking Activities: 9. Cut Out Biscuits

Collect: Biscuit dough
Rolling pin
Cookie cutters
Oven

Basic Vanilla Biscuit Recipe

- 200g butter, softened
- 1 egg
- ½ teaspoon vanilla extract
- 1¾ cups plain flour
- 1 cup icing sugar
- ½ teaspoon bicarbonate of soda

Preheat oven to 170°C/150°C fanforced. Grease oven trays and line with baking paper. Beat butter, vanilla extract, sifted icing sugar and egg in a small bowl with an electric mixer until light and fluffy. Transfer mixture to a medium bowl; stir in sifted flour and soda, in two batches.

Roll dough out on a lightly floured surface. Cut into shapes. Place shapes 3cm apart on baking trays. Bake biscuits about 15 minutes. Cool on trays.

Level of Language to be Modelled by the Supporting Adult

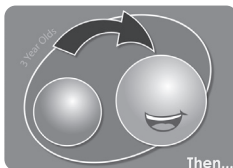
Reminder: For 3 year olds, the focus is on repeated adult modelling and not on children retelling the activity.

3 Year Old

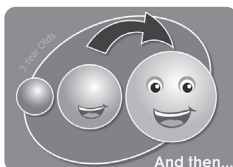
- I rolled out the dough



- I cut a star shape



- We cooked it in the oven



Refer to page 17: Activity retelling can be presented in present tense, in past tense or in present tense while explaining the task then in past tense after completion of the task.

Reminder: For 4 and 5 year olds, the focus is on repeated adult modelling in addition to children retelling the activity.

4 Year Old

- Today



- We made biscuits



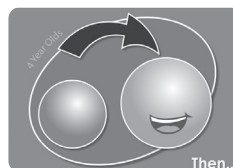
- We used biscuit dough and cutters



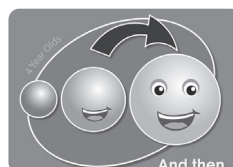
- I rolled some biscuit dough



- Then I cut out lots of cat shapes



- And then we cooked them in the oven



5 Year Old

- This afternoon



- We made biscuits



- We used biscuit dough and cutters



- First we mixed the dough together



- Second we rolled it out and cut out shapes



- Last we cooked it in the oven

