

Naming 'Jobs People Do'

Activity Card

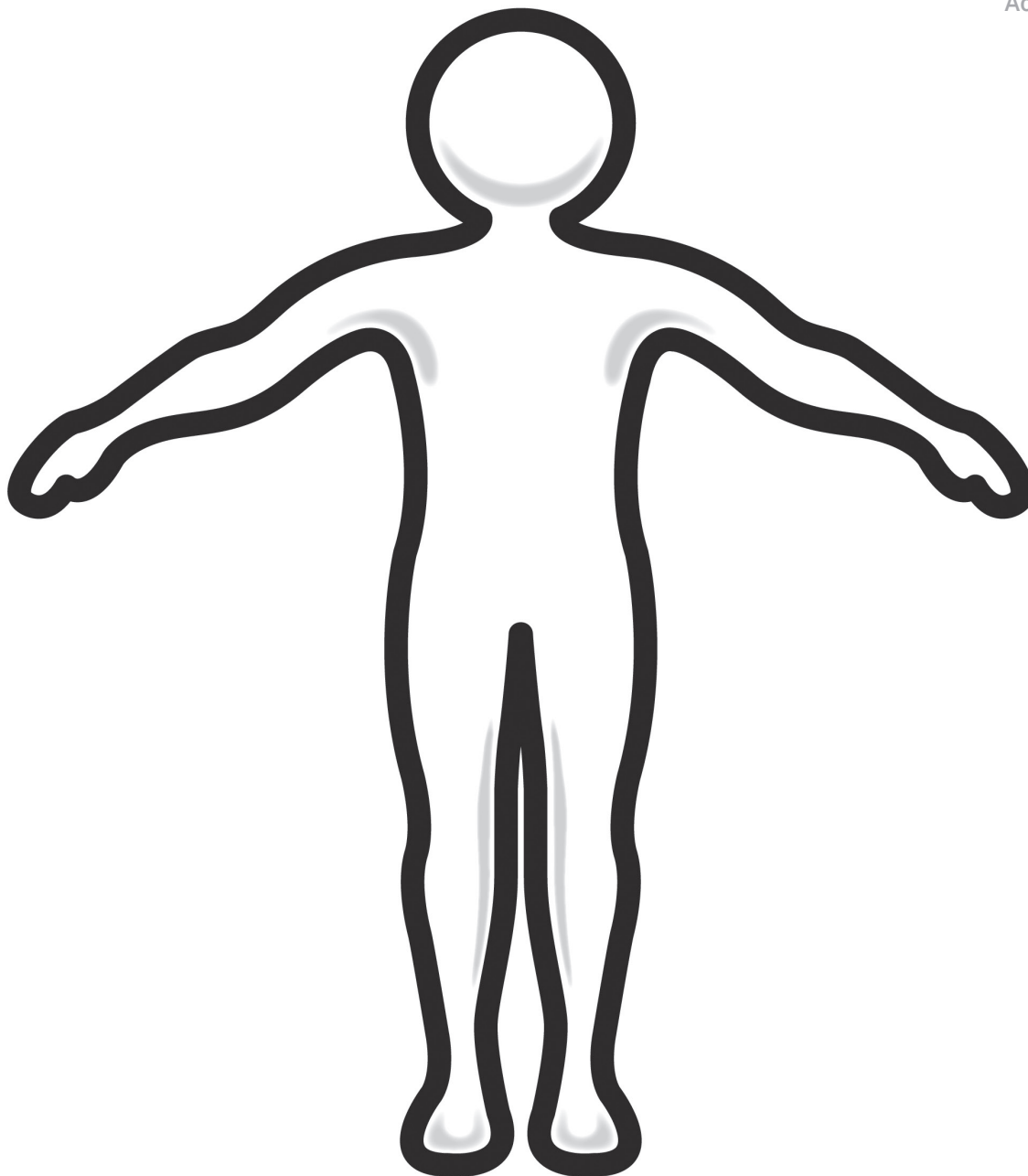


Preparation: Cut out the slit along the dotted lines. Laminating the card for longevity is recommended. For more information regarding how to help a child having difficulties, please see the Activity Instruction sheet at the beginning of the book.

Instructions: ADULT: "Today we are going to post some things into the city. You will need to tell me what the picture is before you post it. What is this?" [*Handing child a picture card.*]
CHILD: Names the picture correctly.
ADULT: "Great! Now you can post it into the city." [*Point to slot.*]
Game continues until all picture cards have been posted.

Sorting 'Jobs People Do' into groups and using sentences to explain how things are the same and different.

Activity Card



Preparation: Collect the 'jobs people do' picture cards plus this 'Sorting Jobs People Do' activity card and place both in front of the child. Copy this card so you have two groups to sort into. For more information regarding how to help a child having difficulties, please see the Activity Instruction sheet at the beginning of the book.

Instructions: ADULT: "We are going to sort these jobs into the two people. This person [point to person 1] can only have jobs that help people; this person [point to person 2] can only have jobs that entertain people. See if you can sort which jobs are for each person." [Allow child time to sort picture cards into the two people. Encourage the child to verbalise the sentences as they sort the pictures into the groups, e.g. "this one is a helping job".]

NOTE: Not all cards will fit into every group, some may be left over.

Once child has sorted all the pictures into the people, ask them to explain how the items in each person are the same and how the items in the two people are different from each other.

Ask the child to complete several groupings each time you tackle this activity. You **do not** need to complete all groups each time you play the game.

Sorting cards into:	Examples of expected sentences.
Help people – entertain people	These jobs help others and these ones entertain people.
Protect people – sell things	These jobs protect people and these ones sell things.
Make or grow things – athletes	These people make or grow things and these ones are athletes.
City – country	These people work in the city and these ones work in the country.
Work inside – work outside	These people work inside and these people work outside.
Wear a uniform – no uniform	These people wear a uniform but these people don't.

Describing 'Jobs People Do' using several sentences together.

Prompt Card

What category?




Fruits and vegetables



Animals



Minibeasts



Under the sea

What do they wear or use?



Uniform



No uniform



Hat



Special equipment


Where do they work?




Inside



Outside



City



Country

What do they do?



Help



Make or fix things




Entertain



Sell things

One piece of information you know



Preparation: Collect the 'jobs people do' picture cards. Initially place this 'Describing Jobs People Do' prompt card in front of the child and point to each prompt, encouraging him/her to describe each aspect. Once the child has gained confidence, allow him/her to attempt a description independently and without the prompt card. For more information regarding how to help a child having difficulties, please see the Activity Instruction sheet at the beginning of the book.

Instructions: **ADULT:** "Let's play a guessing game." [Child 1 selects a card and then attaches it to a paper head band with a paper clip.] [Turn to child 2.] "Let's see if we can describe the picture so (Child 1) can guess what it is. We can't tell him/her what it is because that would be too easy! We need to tell him/her about it." [Point to each describing cue card.] "We can tell him/her what category it belongs to; what do they wear or use; where do they work; what do they do; and something interesting you know about them." [Place describing cue cards on table in front of child 2.] "Now it's your turn to describe the picture."

CHILD 2: Describes picture for child 1 to guess.

Game continues until both children have had multiple turns to describe the picture cards.

Example of an adequate description of a NURSE:

CHILD: "It is job people do. They wear a uniform and they work in a hospital. They take care of the sick people and they work in shifts, sometimes overnight."




© PLD Organisation Pty. Ltd. ISBN: 978-1-925769-22-7 10 Minute Language Games - Set 2: nurse



© PLD Organisation Pty. Ltd. ISBN: 978-1-925769-22-7 10 Minute Language Games - Set 2: shop assistant




© PLD Organisation Pty. Ltd. ISBN: 978-1-925769-22-7 10 Minute Language Games - Set 2: fireman



© PLD Organisation Pty. Ltd. ISBN: 978-1-925769-22-7 10 Minute Language Games - Set 2: musician




© PLD Organisation Pty. Ltd. ISBN: 978-1-925769-22-7 10 Minute Language Games - Set 2: doctor



© PLD Organisation Pty. Ltd. ISBN: 978-1-925769-22-7 10 Minute Language Games - Set 2: waiter



© PLD Organisation Pty. Ltd. ISBN: 978-1-925769-22-7 10 Minute Language Games - Set 2: postman




© PLD Organisation Pty. Ltd. ISBN: 978-1-925769-22-7 10 Minute Language Games - Set 2: cricket player




© PLD Organisation Pty. Ltd. ISBN: 978-1-925769-22-7 10 Minute Language Games - Set 2: teacher




© PLD Organisation Pty. Ltd. ISBN: 978-1-925769-22-7 10 Minute Language Games - Set 2: policeman



© PLD Organisation Pty. Ltd. ISBN: 978-1-925769-22-7 10 Minute Language Games - Set 2: librarian



© PLD Organisation Pty. Ltd. ISBN: 978-1-925769-22-7 10 Minute Language Games - Set 2: park ranger



© PLD Organisation Pty. Ltd. ISBN: 978-1-925769-22-7 10 Minute Language Games - Set 2: lifesaver



© PLD Organisation Pty. Ltd. ISBN: 978-1-925769-22-7 10 Minute Language Games - Set 2: taxi driver



© PLD Organisation Pty. Ltd. ISBN: 978-1-925769-22-7 10 Minute Language Games - Set 2: vet



© PLD Organisation Pty. Ltd. ISBN: 978-1-925769-22-7 10 Minute Language Games - Set 2: soldier



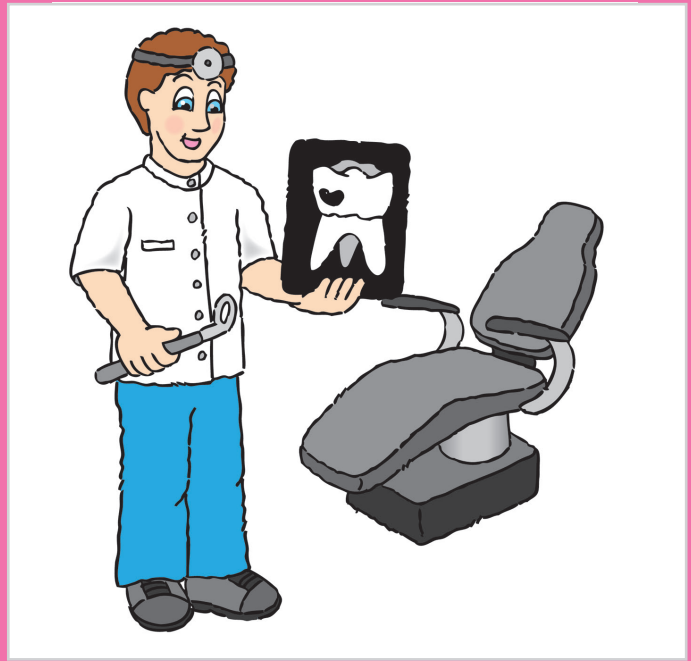
© PLD Organisation Pty. Ltd. ISBN: 978-1-925769-22-7 10 Minute Language Games - Set 2: pilot




© PLD Organisation Pty. Ltd. ISBN: 978-1-925769-22-7 10 Minute Language Games - Set 2: mechanic



© PLD Organisation Pty. Ltd. ISBN: 978-1-925769-22-7 10 Minute Language Games - Set 2: secretary



© PLD Organisation Pty. Ltd. ISBN: 978-1-925769-22-7 10 Minute Language Games - Set 2: dentist



© PLD Organisation Pty. Ltd. ISBN: 978-1-925769-22-7 10 Minute Language Games - Set 2: astronaut



© PLD Organisation Pty. Ltd. ISBN: 978-1-925769-22-7 10 Minute Language Games - Set 2: school crossing attendants



© PLD Organisation Pty. Ltd. ISBN: 978-1-925769-22-7 10 Minute Language Games - Set 2: farmer



© PLD Organisation Pty. Ltd. ISBN: 978-1-925769-22-7 10 Minute Language Games - Set 2: builder



©PLD Organisation Pty. Ltd. ISBN: 978-1-925769-22-7 10 Minute Language Games - Set 2: truck driver



©PLD Organisation Pty. Ltd. ISBN: 978-1-925769-22-7 10 Minute Language Games - Set 2: chef



©PLD Organisation Pty. Ltd. ISBN: 978-1-925769-22-7 10 Minute Language Games - Set 2: hairdresser



©PLD Organisation Pty. Ltd. ISBN: 978-1-925769-22-7 10 Minute Language Games - Set 2: cleaner



©PLD Organisation Pty. Ltd. ISBN: 978-1-925769-22-7 10 Minute Language Games - Set 2: bus driver



©PLD Organisation Pty. Ltd. ISBN: 978-1-925769-22-7 10 Minute Language Games - Set 2: road worker