

A Learning Resource for
Key Area: **Spelling and Decoding**



Stage 1 Single Word Decoding and Spelling Skills

For small group and individual programs.

- ✓ Phonics and word attack (i.e. sound-out as you spell and decode) skills require explicit instruction.
- ✓ Designed by a Speech Pathologist and educator, the PLD six stage developmental sequence provides six levels of graded phonic word lists on which to base explicit word attack instruction.
- ✓ The "Stage 1 Single Word Decoding and Spelling Skills" is the first in a set of 5 books. Ideal for small group and individual programs the game based approach provides multiple opportunities for students to learn and rehearse their word attack "sound-out as you spell and decode" skills.
- ✓ Remember, students require consistently accurate single word skills before they are able to transfer their skills across to written tasks.

COPYRIGHT INFORMATION

© 2010 PLD Organisation Pty. Ltd. (Publisher) - www.pld-literacy.org

Written by Diana Rigg, Illustrated by Deborah Walter

Edited by Diana Rigg

Revised Edition 2010 - Stage 1, Single Word Decoding and Spelling Skills. For small group and individual programs.

ISBN 978-1-921560-11-8

First Edition 2006 - Early Literacy Print-Based Intervention: Year 1-2 Reading and Spelling Games

Second Edition 2007 - Year 1 Reading and Spelling Skills. Revised and expanded edition.

Third Edition 2008 - Level 1 Single Word Single Word Decoding and Spelling Skills. Revised and expanded edition.

This resource is copyright under the Copyright Act, 1968 (Cth). All rights reserved.

Copyright Guidelines: The purchasing Educational Institution is granted permission to copy or communicate only a reasonable proportion – being no more than 10% or one chapter, at any given time, for educational purposes only. Artistic Works include illustrations, photographs, drawings, pictures and design components within teaching manuals and on flash cards, charts and posters. They should not be adapted or removed and are recognised by the Copyright Act 1968.

Digital reproduction of this publication/resource or any proportion of it is strictly prohibited without written consent from PLD Organisation Pty. Ltd..

This blackline master is published and sold with a limited copyright. It may only be reproduced by the original purchaser for use with their class(es). The publisher (PLD Organisation Pty. Ltd.) prohibits the loaning or onselling of this master for the purposes of reproduction.

Please visit www.pld-literacy.org for our extended Copyright Guidelines.

Overview Of Contents

Note from the Author	4 - 5
A Word of Caution	6
Line Width and Recommended Spacing	7 - 10
Overview of the Stages of Single Word Decoding and Spelling Targets	11
Stage 1 Single Word Decoding and Spelling Sills Overview	12
Stage 1 Single Word Spelling and Reading Sight Word List	13

Learning Target 1:

The Development of Regular Alphabetic CVC Word Decoding and Spelling	14
CVC Word Stage 1 Segmentation Blending	15
Step 1: s, a, t, p, i, n	16 - 28
Step 2: s, a, t, p, i, n and e, h, r, d, m, c	29 - 43
Step 3: s, a, t, p, i, n and e, h, r, d, m, c and g, l, o, u, f, b	44 - 59
Step 4: The Development of Regular Alphabetic CVC Word Decoding and Spelling Activities Incorporating the Entire Alphabet	60 - 84

Learning Target 2:

The Development of Regular CVC Word Decoding and Spelling Incorporating Early Stage 1 Phonic Concepts	85
Step 1: sh	86 - 92
Step 2: ch	93 - 99
Step 3: th	100 - 111
Step 4: sh, ch and th combined	112 - 117
Step 5: oo	118 - 124
Step 6: ee	125 - 131
Step 7: ck	132 - 138
Step 8: o, ee and ck combined	139 - 146

Learning Target 3:

The Development of Regular Alphabetic CCVC and CVCC Word Decoding and Spelling Skills

147

Step 1: The development of regular alphabetic CCVC word decoding and spelling skills 148 - 166

Step 2: The development of regular alphabetic CVCC word decoding and spelling skills 167 - 178

Learning Target 4:

The Development of Regular Decoding and Spelling Incorporating Late State 1 Phonic Concepts

179

Step 1: ing 180 - 182

Step 2: ay 183 - 186

Step 3: or 187 - 190

Step 4: ar 191 - 195

Step 5: ai 196 - 200

Step 6: all 201 - 203

Step 7: wh, qu 204 - 205

Recommended Intervention 206

Other Recommended Resources 207

Stage 1 Single Word Decoding and Spelling Targets

Learning Target 1

The development of regular alphabetic CVC word decoding and spelling.

Step 1: Decoding and spelling activities incorporating the letters **s, a, t, p, i, n**.

Step 2: Decoding and spelling activities incorporating the letters **s, a, t, p, i, n** and **e, h, r, d, m, c**.

Step 3: Decoding and spelling activities incorporating the letters **s, a, t, p, i, n** and **e, h, r, d, m, c** and **g, l, o, u, f, b**.

Step 4: Decoding and spelling activities incorporating the entire alphabet.

Learning Target 2

The development of regular CVC word decoding and spelling incorporating early Stage 1 phonic concepts.

Step 1: sh

Step 2: ch

Step 3: th

Step 4: sh, ch and th combined

Step 5: oo

Step 6: ee

Step 7: ck

Step 8: oo, ee and ck combined

Learning Target 3

The development of regular alphabetic CCVC and CVCC word decoding and spelling skills.

Step 1: CCVC

Step 2: CVCC

Learning Target 4

The development of regular decoding and spelling incorporating late Stage 1 phonic concepts.

Step 1: ing

Step 2: ay

Step 3: or

Step 4: ar

Step 5: ai

Step 6: all

Step 7: wh, qu

Stage 1, Single Word Decoding and Spelling Skills

Learning Target 1

The development of regular alphabetic CVC word decoding and spelling.

Step 1: Decoding and spelling activities incorporating the letters **s, a, t, p, i, n**.

Step 2 Decoding and spelling activities incorporating the letters **s, a, t, p, i, n** and **e, h, r, d, m, c**.

Step 3: Decoding and spelling activities incorporating the letters **s, a, t, p, i, n** and **e, h, r, d, m, c** and **g, l, o, u, f, b**.

Step 4: Decoding and spelling activities incorporating the entire alphabet.

s t p i

n a e h

r d m c

Letters for CVC Decoding and Spelling Frame: s, t, p, i, n, a, e, h, r, d, m, c (see instructions below).

CVC Decoding and Spelling Frame: s, a, t, p, i, n and e, h, r, d, m, c

Setup Instructions

1. Photocopy the frame and letter blocks (on the following page and above) onto a coloured sheet of paper.
2. Laminate the coloured sheet.
3. Cut out the letter blocks on this page.
4. Place velcro dots where indicated and on the reverse of the letter blocks.

Exercises

Apply exercises as per instructions on page 9 but use words from the list below.

s, a, t, p, i, n and e, h, r, d, m, c - Word List

red	met	set	pet	net
hen	him	his	hid	hit
hat	men	man	mat	had
mad	rad	cap	cat	cam
sad	tad	pad		



CVC Decoding And Spelling Frame: s, a, t, p, i, n and e, h, r, d, m, c

<div>place velcro dot here</div>	<div>place velcro dot here</div>	<div>place velcro dot here</div>
--	--	--

<div>place velcro dot here</div>	<div>place velcro dot here</div>	<div>place velcro dot here</div>	<div>place velcro dot here</div>
<div>place velcro dot here</div>	<div>place velcro dot here</div>	<div>place velcro dot here</div>	<div>place velcro dot here</div>
<div>place velcro dot here</div>	<div>place velcro dot here</div>	<div>place velcro dot here</div>	<div>place velcro dot here</div>
<div>place velcro dot here</div>	<div>place velcro dot here</div>	<div>place velcro dot here</div>	<div>place velcro dot here</div>

CVC Words/Pictures: s, a, t, p, i, n and e, h, r, d, m, c (see following pages)

Setup Instructions

1. Photocopy the following pages onto coloured sheets of paper.
2. Laminate the coloured sheets.
3. Collect set(s) of the lower case, alphabetic letters s, a, t, p, i, n, e, h, r, d, m, c from:
 - magnetic letter sets
 - wooden letter sets
 - playdough letter cutters to cut playdough letters
 - plastic letters
 - letter stamps

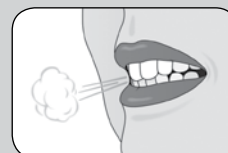
Activity Instructions

1. Adult: While pointing to the picture asks "What sounds are in the word 'cat'?"
2. Adult and student(s): Rehearse sounding out of the word.
3. Student(s): Form the words (using magnetic, wooden etc. letters) in spaces provided next to the pictures.
4. Repeat for the other pictures on the page.

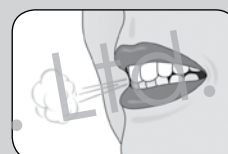
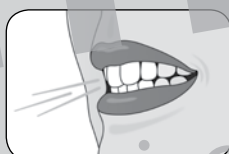
CVC Word List Of Pictures

- CVC Words Set 1 (page 33): cat, sad, man
 Set 2 (page 34): cap, ten, mat
 Set 3 (page 35): net, pen, hat
 Set 4 (page 36): pet, hen, hit


CVC Words/Pictures, Set 3: s, a, t, p, i, n and e, h, r, d, m, c



--	--	--

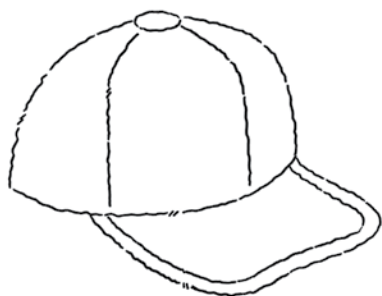




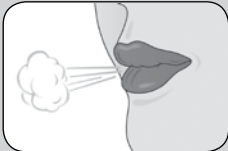
--	--	--



--	--	--

CVC Words/Pictures, Set 4: s, a, t, p, i, n and e, h, r, d, m, c



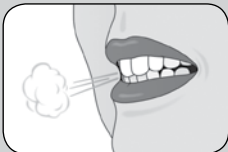



		



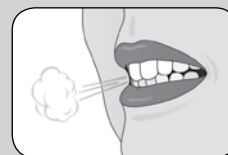
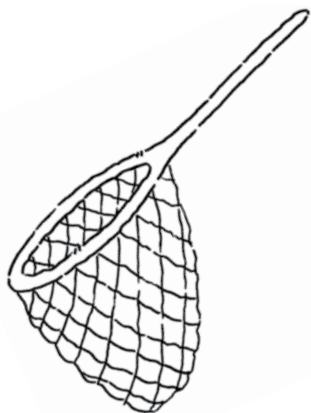
--	--	--



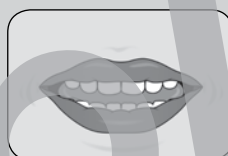
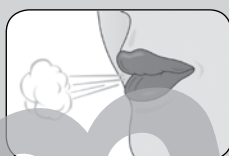
		



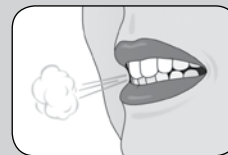

CVC Words/Pictures, Set 3: s, a, t, p, i, n and e, h, r, d, m, c



--	--	--

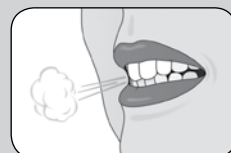
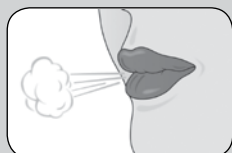




--	--	--

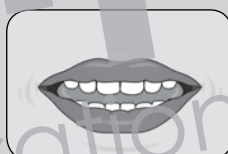


--	--	--

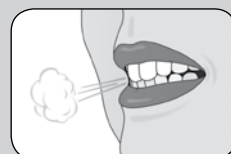

CVC Words/Pictures, Set 4: s, a, t, p, i, n and e, h, r, d, m, c



--	--	--

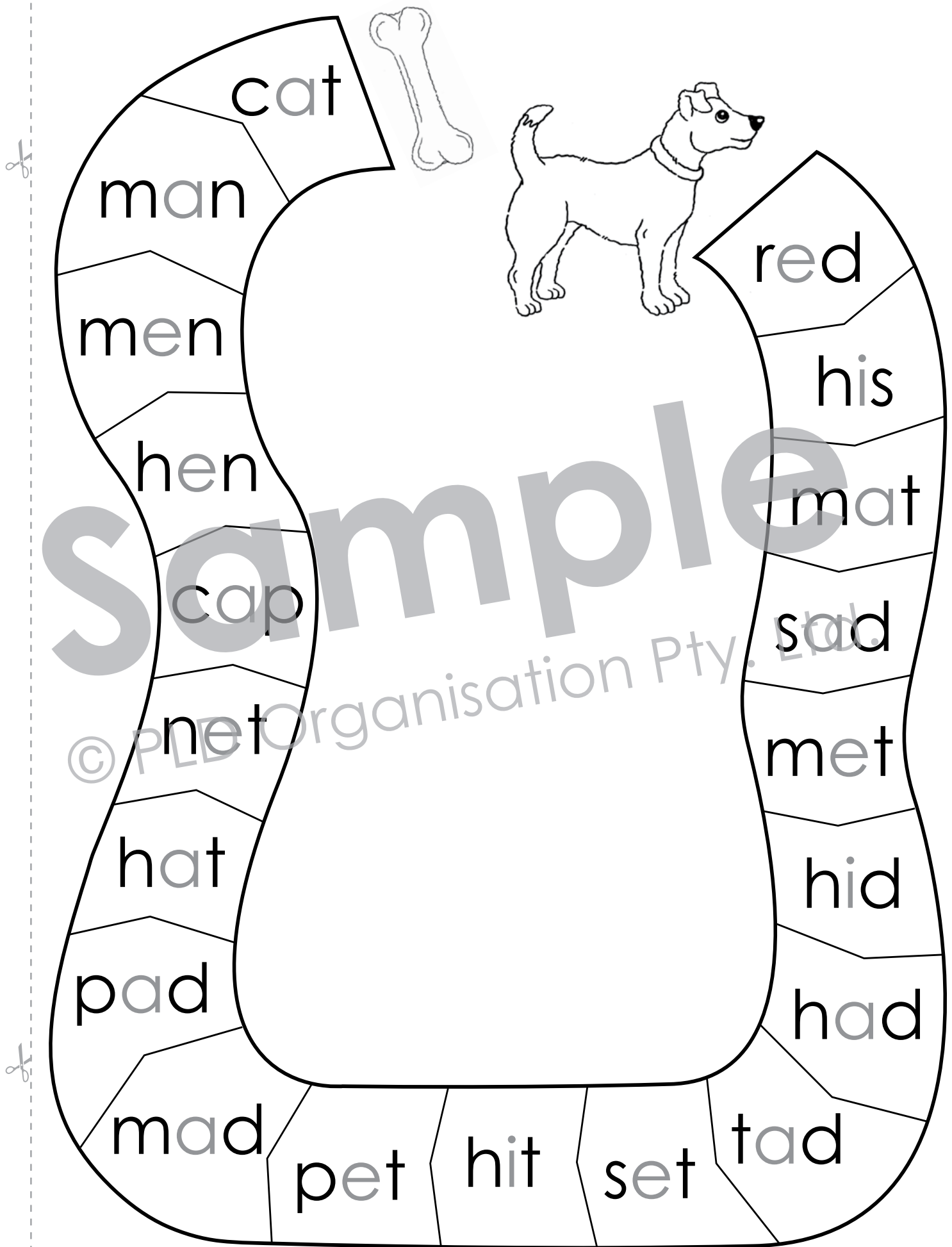


--	--	--



--	--	--





CVC Reading and Spelling Game: s, a, t, p, i, n and e, h, r, d, m, c

Photocopy onto coloured paper and laminate. If necessary, enlarge to A3 size.

Rules: ① Roll a dice and move counter. ② Read the word. ③ Cover the word. ④ Write the word on a magnadoodle or white board.

red mat



hid hike

© PLD Organisation Pty. Ltd.

pad cat

had his





men cap

mad set

Sample
his net

© PLD Organisation Pty. Ltd.



pet sad

red

cat

met

had

net

his

red

met

cat

had

his

net

set

pet

mat

sad

men

ham

set

mat

pet

sad

ham

men

CVC Bingo, Set 1: s, a, t, p, i, n and e, h, r, d, m, c (2, 3 and 4 player bingo using Sets 1 - 4 on pages 40 - 43)

Photocopy onto coloured paper and laminate. Cut to make bingo board (top section) and bingo word cards (bottom section). The use of 2 different coloured sheets of paper for the bingo board and bingo cards may help when playing this game.

cap

his

mad

hat

hen

men

cap

mad

his

hat

men

hen

tap

pet

man

set

pin

him

tap

man

pet

set

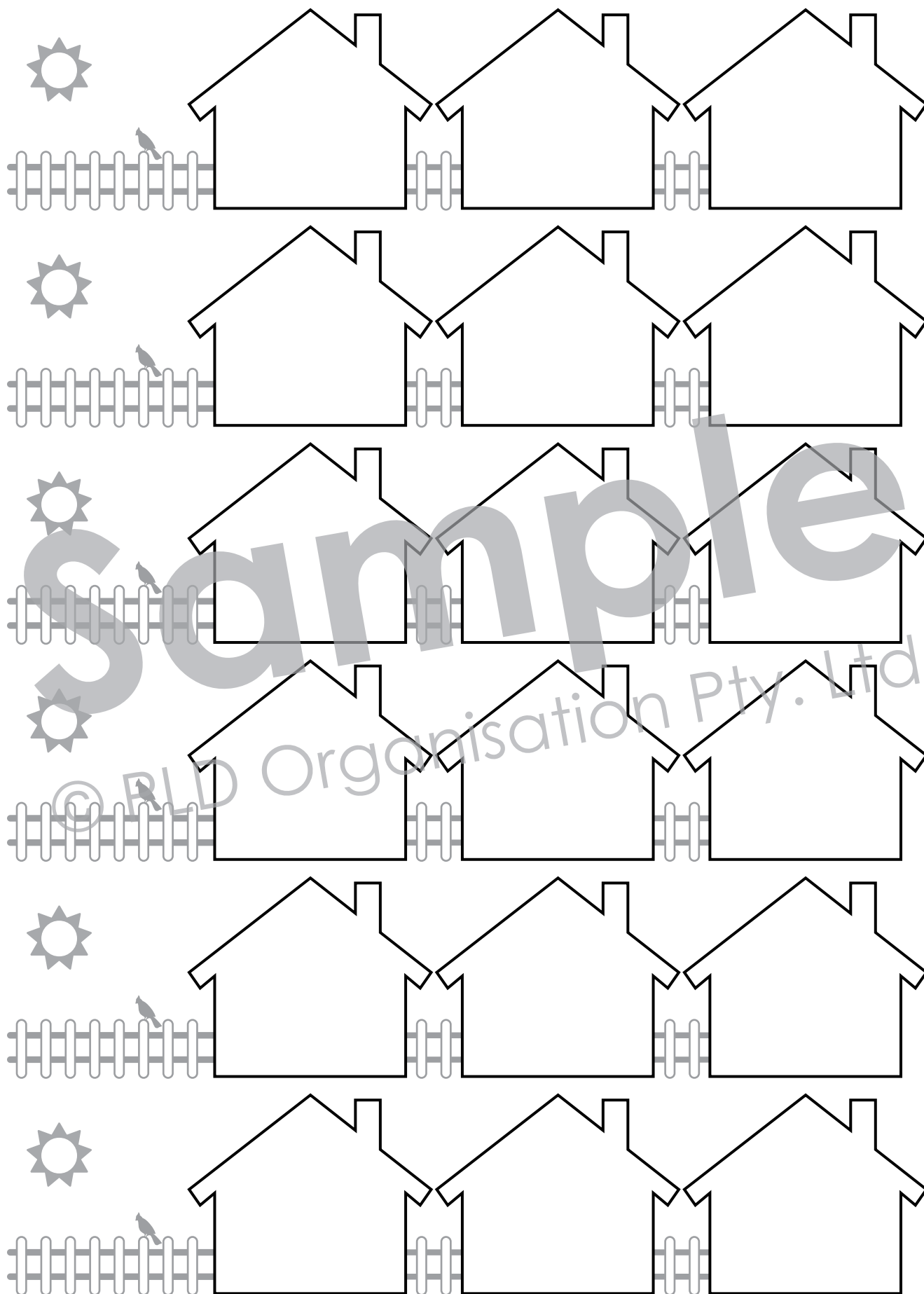
him

pin

CVC Bingo, Set 1: s, a, t, p, i, n and e, h, r, d, m, c (2, 3 and 4 player bingo using Sets 1 - 4 on pages 40 - 43)

Photocopy onto coloured paper and laminate. Cut to make bingo board (top section) and bingo word cards (bottom section). The use of 2 different coloured sheets of paper for the bingo board and bingo cards may help when playing this game.

Sound Out As You Spell.



Sounding out and spelling:

1. Adult calls out the spelling list words.
2. Student(s) sound out and write down the words in the word frames.